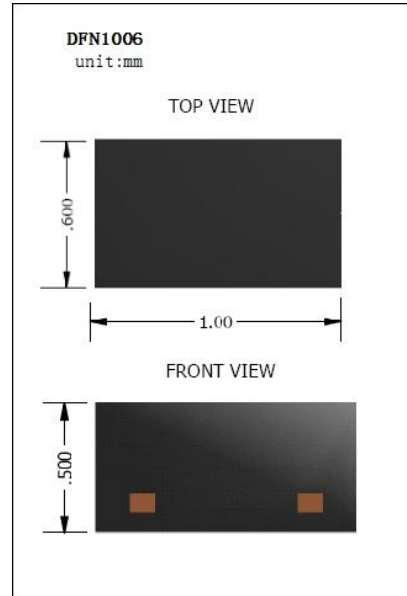
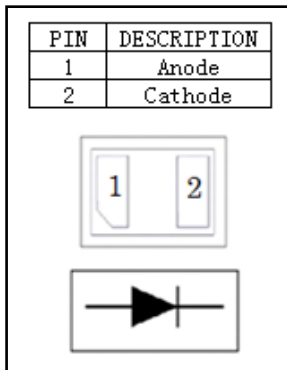


ZENER DIODE

- ◇ Planar Die construction
- ◇ 250mW Power Dissipation
- ◇ Zener Voltages from 2.4V–75V  
Standard Voltage Tolerance : +/- 2%
- ◇ RoHS compliant / Green EMC



**MAXIMUM RATINGS** (Ta = 25 °C)

Symbol	Parameter	Value	Units
V <sub>F</sub>	Maximum Forward Voltage @ I <sub>F</sub> =10mA	0.9	V
P <sub>(AV)</sub>	Power Dissipation	250	mW
T <sub>J</sub> , T <sub>stg</sub>	Operating And Storage Temperature	-55 to 150	°C
I <sub>FSM</sub>	Peak Forward Surge Current	2.0	A
T <sub>stg</sub>	Storage Temperature Range	-55 to 150	°C
R <sub>j</sub>	Thermal Resistance Junction to Ambient	417	°C/W

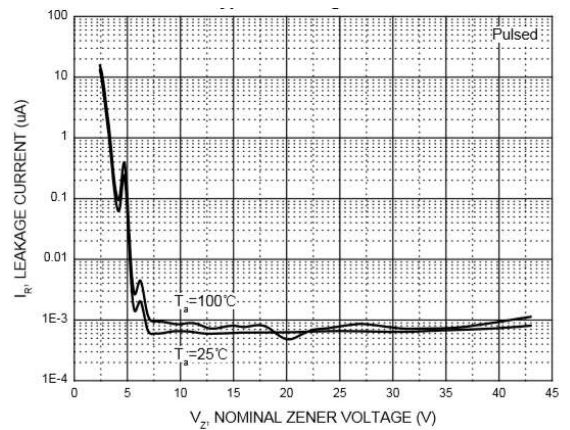
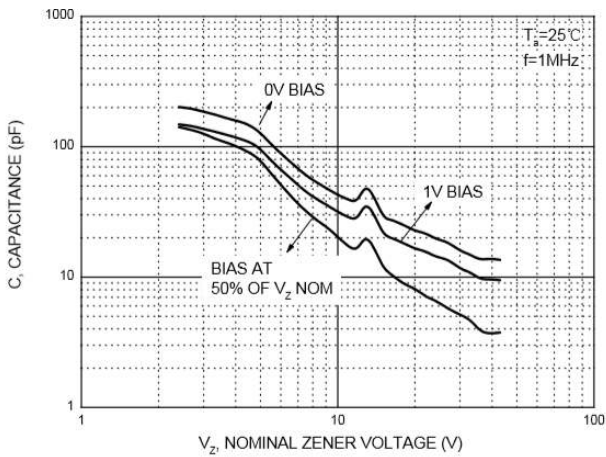
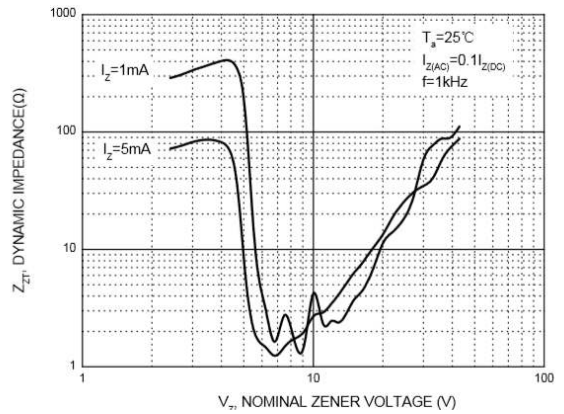
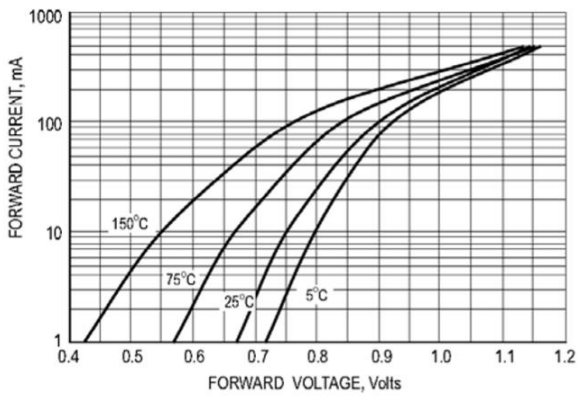
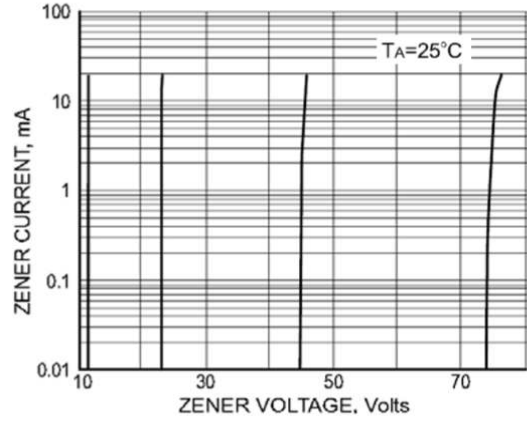
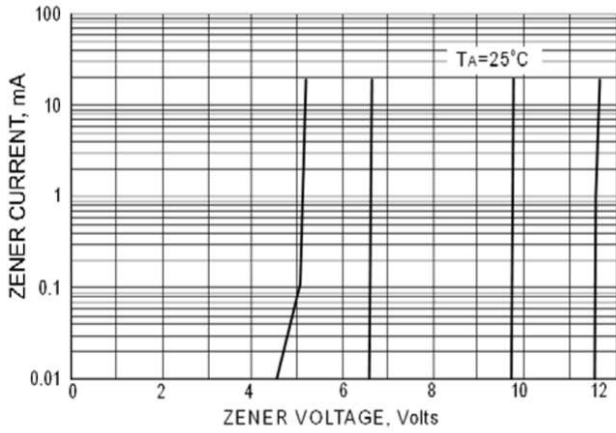
**ELECTRICAL CHARACTERISTICS** (Ta = 25 °C unless otherwise noted)

Type	Device	V <sub>Z</sub> (V) *1			I <sub>ZT</sub>	Z <sub>ZT</sub> @I <sub>ZT</sub>	Z <sub>ZK</sub> @I <sub>ZK</sub>	I <sub>ZK</sub>	I <sub>R</sub>	V <sub>R</sub>
		Nom(V)	Min(V)	Max(V)						
BZX884B2V4	A1	2.4	2.35	2.45	5	100	400	1	50	1
BZX884B2V7	A2	2.7	2.65	2.75	5	100	450	1	20	1
BZX884B3V0	A3	3	2.94	3.06	5	95	500	1	10	1
BZX884B3V3	A4	3.3	3.23	3.37	5	95	500	1	5	1
BZX884B3V6	A5	3.6	3.53	3.67	5	90	500	1	5	1
BZX884B3V9	A6	3.9	3.82	3.98	5	90	500	1	3	1
BZX884B4V3	A7	4.3	4.21	4.39	5	90	600	1	3	1

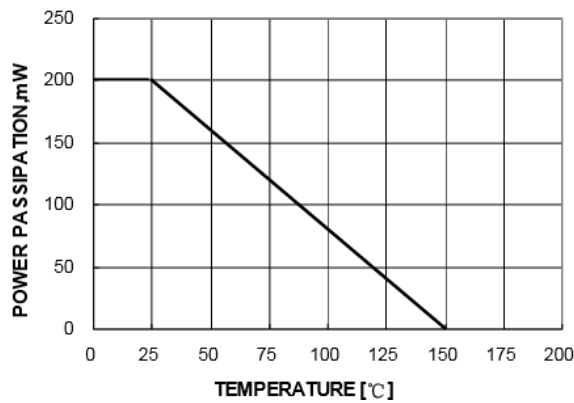
Type	Device	V <sub>Z</sub> (V) *1			I <sub>ZT</sub>	Z <sub>ZT@I<sub>ZT</sub></sub>	Z <sub>ZK@I<sub>ZK</sub></sub>	I <sub>ZK</sub>	I <sub>R</sub>	V <sub>R</sub>
Number	Marking	Nom(V)	Min(V)	Max(V)	mA	Ω		(mA)	(μA)	(V)
BZX884B4V7	A8	4.7	4.61	4.79	5	80	500	1	3	2
BZX884B5V1	A9	5.1	5	5.2	5	60	480	1	2	2
BZX884B5V6	AA	5.6	5.49	5.71	5	40	400	1	1	2
BZX884B6V2	AB	6.2	6.08	6.32	5	10	150	1	3	4
BZX884B6V8	AC	6.8	6.66	6.94	5	15	80	1	2	4
BZX884B7V5	AD	7.5	7.35	7.65	5	15	80	1	1	5
BZX884B8V2	AE	8.2	8.04	8.36	5	15	80	1	0.7	5
BZX884B9V1	AF	9.1	8.92	9.28	5	15	100	1	0.5	6
BZX884B10	AG	10	9.8	10.2	5	20	150	1	0.2	7
BZX884B11	AH	11	10.78	11.22	5	20	150	1	0.1	8
BZX884B12	AJ	12	11.76	12.24	5	25	150	1	0.1	8
BZX884B13	AK	13	12.74	13.26	5	30	170	1	0.1	8
BZX884B15	AL	15	14.7	15.3	5	30	200	1	0.05	10.5
BZX884B16	C1	16	15.68	16.32	5	40	200	1	0.05	11.2
BZX884B18	C2	18	17.64	18.36	5	45	225	1	0.05	12.6
BZX884B20	C3	20	19.6	20.4	5	55	225	1	0.05	14
BZX884B22	C4	22	21.56	22.44	5	55	250	1	0.05	15.4
BZX884B24	C5	24	23.52	24.48	5	70	250	1	0.05	16.8
BZX884B27	C6	27	26.46	27.54	2	80	300	0.5	0.05	18.9
BZX884B30	C7	30	29.4	30.6	2	80	300	0.5	0.05	21
BZX884B33	C8	33	32.34	33.66	2	80	325	0.5	0.05	23.1
BZX884B36	C9	36	35.28	36.72	2	90	350	0.5	0.05	25.2
BZX884B39	CA	39	38.22	39.78	2	130	350	0.5	0.05	27.3
BZX884B43	CB	43	42.14	43.86	2	150	375	0.5	0.05	30.1
BZX884B47	CC	47	45.83	48.17	2	170	375	0.5	0.05	32.9
BZX884B51	CD	51	49.73	52.27	2	180	400	0.5	0.05	35.7
BZX884B56	CE	56	54.6	57.4	2	200	425	0.5	0.05	39.2
BZX884B62	CF	62	60.45	63.55	2	215	450	0.5	0.05	43.4
BZX884B68	CG	68	66.3	69.7	2	240	475	0.5	0.05	47.6
BZX884B75	CH	75	73.13	76.87	2	255	500	0.5	0.05	52.5

NOTE:1.Pulse width = 10 ms

# RATING AND CHARACTERISTICS CURVES (BZX884B2V4 THRU BZX884B75)



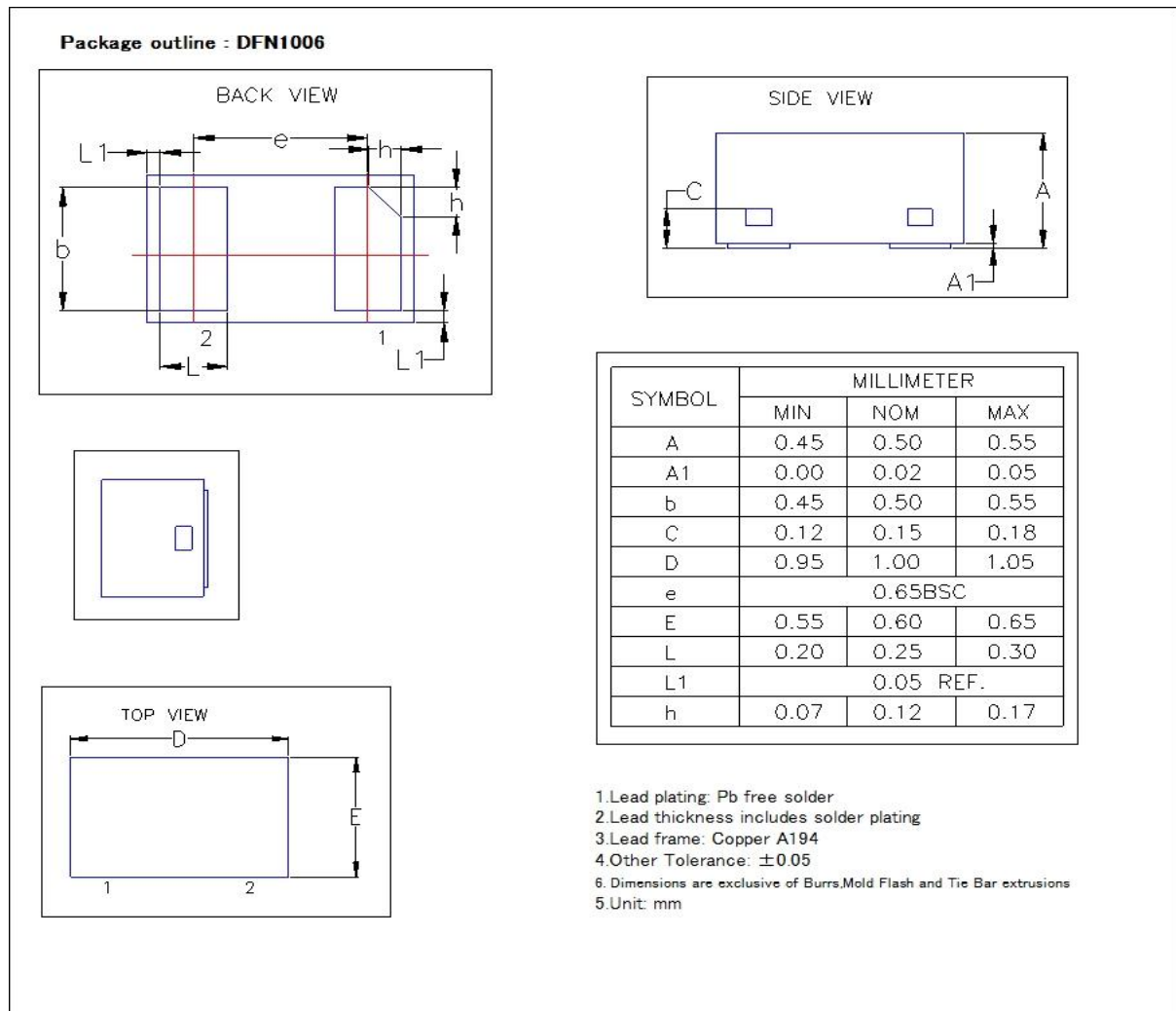
## RATING AND CHARACTERISTICS CURVES (BZX884B2V4 THRU BZX884B75)



### ORDERING INFORMATION

Device	Package	Shipping	Tape wide	Emboss pitch	Tape specification	Notes
BZX884B2V4- BZX884B75	DFN1006	Tape & Reel 10000pcs /7" Reel	8mm	4mm	Conductive	

### PACKAGE DIMENSIONS



## DISCLAIMER NOTICE

Rectron Inc reserves the right to make changes without notice to any product specification herein, to make corrections, modifications, enhancements or other changes. Rectron Inc or anyone on its behalf assumes no responsibility or liability for any errors or inaccuracies. Data sheet specifications and its information contained are intended to provide a product description only. "Typical" parameters which may be included on RECTRON data sheets and/ or specifications can and do vary in different applications and actual performance may vary over time. Rectron Inc does not assume any liability arising out of the application or use of any product or circuit.

Rectron products are not designed, intended or authorized for use in medical, life-saving implant or other applications intended for life-sustaining or other related applications where a failure or malfunction of component or circuitry may directly or indirectly cause injury or threaten a life without expressed written approval of Rectron Inc. Customers using or selling Rectron components for use in such applications do so at their own risk and shall agree to fully indemnify Rectron Inc and its subsidiaries harmless against all claims, damages and expenditures.